

The new generation of Colour Changers



# CP COLOR 150 E - 150 - 250 - 400



PROFESSIONAL SHOW LIGHTING



PROFESSIONAL SHOW LIGHTING

# CP Color: Professional colour changers for all uses



"Design Excellence Award", PLASA 2001

Set designers, architects and lighting operators who are looking for a professional Colour Changer to set off their work can now find a complete solution to their needs in Clay Paky.

CP Color is a range of new, compact, silent Colour Changers, capable of extraordinary performances in terms of colour mixing, reliability and versatility.

The line consists of 4 models: **CP Color 150-E**, **CP Color 150**, **CP Color 250** and **CP Color 400**, which can be used in numerous environments and for the most varied applications. The CP Colors are elegant, de-


vised with refined styling and fit easily into any environment. It is partially thanks to these features that the CP Color won the Award for Design Excellence at the 2001 PLASA Show in London.



## CP Color 150-E: the colour changer for exteriors (IP65)

Outdoor architectural lighting is a sector in great expansion: with CP Color 150 E - the specific colour changer for exteriors - it is possible to light and enhance architectural elements such as facades and architectural, historic and artistic details of buildings, monuments, columns, fountains and any type of urban setting, even in the most adverse weather conditions. This is thanks to its structure that guarantees total protection from dust and jets of water (IP65).

CP Color 150-E uses a very long-life 150 Watt lamp, an extraordinary plus point for the most demanding use, since the lamp does not need changing for around 6,000 hours.



## Innumerable application environments

Devised to create pure and uniform colour backgrounds in the most varied environments, the CP Colors are particularly suitable for television studios and theatres, stage lighting, limelights,

backdrops or for use on suspended bars. Thanks to the versatility with which they have been conceived, these projectors can also be used very successfully inside and outside shops and shopping centres, in exhibitions, discotheques and other places of entertainment, fitness clubs, sport and other cultural applications. The models in the range vary in the power of the lamps used, which are 400 W, 250 W and 150 W respectively (the latter with a lamp life of 6,000 hours), thus providing solutions suited to even the most demanding lighting needs.



# CP Color: the plus points

## The infinite colour tones: our CMY system


One of the basic characteristics of a colour changer is the production of colour: the CP Colors use the advanced CMY colour mixing system, with selected dichroic filters that allow infinite colour tones to be produced. The operator can use a single colour or set sequences of colours that crossfade into one another, either from a controller or in automatic mode.



## The infinite colour variations: the dimmer effect

Variation of the light beam intensity is another very important parameter. Thanks to the special Dimmer effect, the CP Colors can produce gradual dimming of the beam from 0 to 100% with uniform movement between the various intensity levels and speed adjustable at will from a controller.


## Control channels



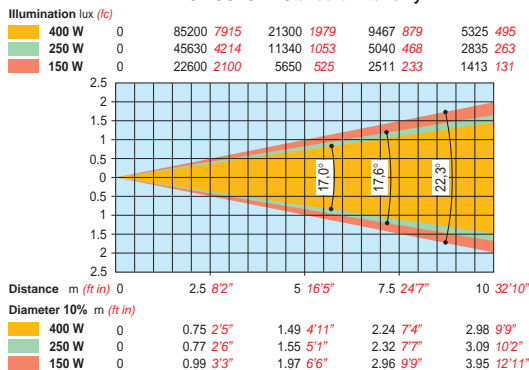
## Our filters for light beam diffusion

The wide range of Clay Paky optional diffusion filters allow the light beam to be diffused or concentrated through an angle of 10° to 80°. The truly extraordinary maximum beam angle of 80° is obtained by using a special diffusion filter with a diameter of 250mm, fitted to the projector using a special optional mount. Another three frost filters (90, 400, C) are also available. They can be used in combination with each other or with the diffusion filter just mentioned.

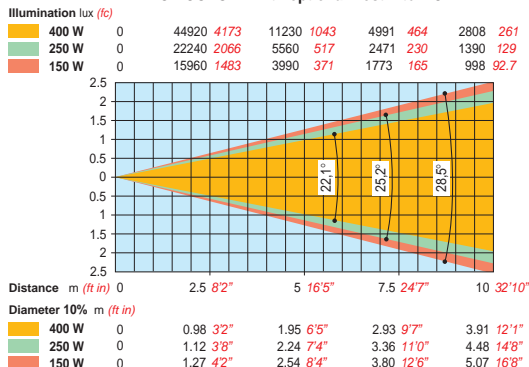
The special ovalising filter can be fitted to the projector with an optional mount and rotated to the desired position, which introduces a further distinctive element to the projection. The CP Colors, with the exception of the CP Color 150-E, can be set up with optional barndoors.



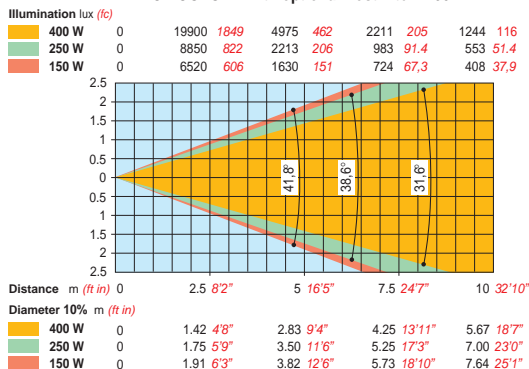
CP COLOR - Standard filter only



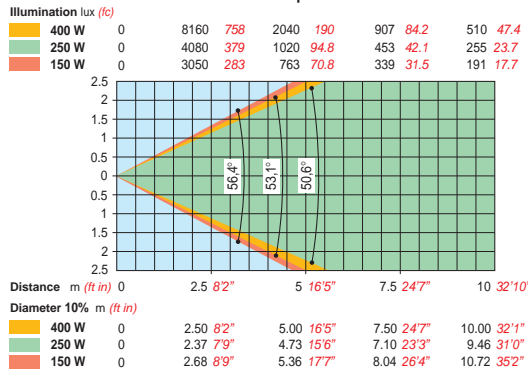
CP COLOR - With optional frost filter "C"



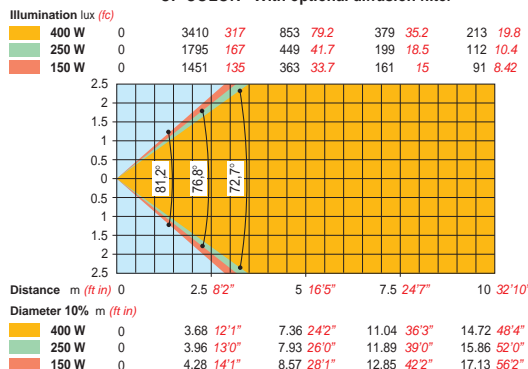
CP COLOR - With optional frost filter "400"



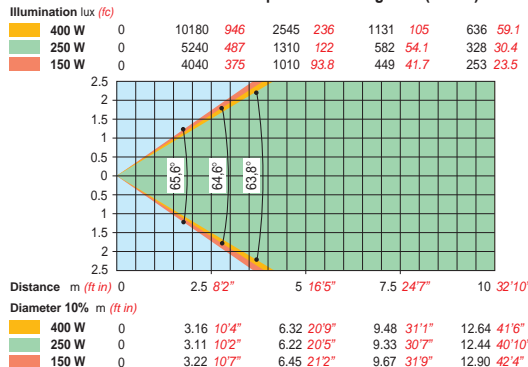
CP COLOR - With optional frost filter "90"



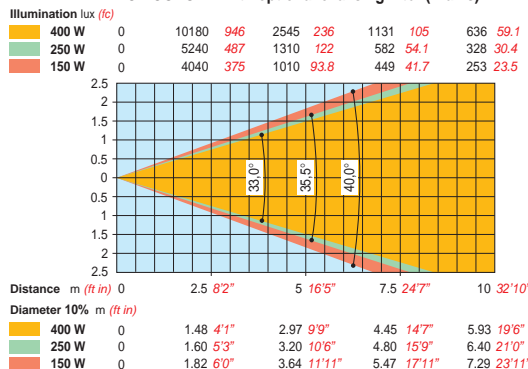
CP COLOR - With optional diffusion filter



CP COLOR - With optional ovalising filter (X-axis)




CP COLOR - With optional ovalising filter (Y-axis)




Key. Diameter 10%: beam diameter for 10% of maximum illumination.

## Ease of installation

The CP Colors were also designed to make installation easy: they can be fitted on a floor, wall or ceiling as required and will operate in any working position, as the head can be rotated through 100°.



Optional support for 205 mm Ø filter for CP Color 150-E (1) and CP Color 150-250-400 (2)



Quick mounting plate kit

The optional base plate includes two Omega clamps for use with standard couplings, which speed up the positioning of the projector to the support structure. Clay Paky has also developed an innovative balancing



Balancing plate

plate able to prevent possible overturning of the projector when it is installed on unstable tubular structures such as, for example, suspended bars in theatres.

All these features allow the operator to use the projectors in a practical way while, at the same time, providing a considerable saving in management time and costs.



## Ease of use: advanced automatic functions

As well as being top quality Colour Changers, the CP Colors are also extremely practical to operate: the operators in fact can choose whether to programme the projector through a controller (DMX 512 or RS 232/423-PMX signal) or by using the automatic functions provided (Stand Alone mode), through a vast range of pre-programmed chases. With automatic operation, for example, it is possible to choose fixed colours, sequences of colour and speed settings. By combining one or more projectors operating in Stand



DIL switches to set Stand Alone functions and rotary DMX address switches

Alone mode, it is also possible to obtain a fascinating wave of colours, thanks to the use of special switches that delay the operation of the colour changers with respect to one another.



## Absolute silence

The CP Color 150 and CP Color 150-E are totally silent since they emit very little heat and do not need any type of cooling. In the CP Color 250 and CP Color 400 the use of innovative cooling fans has allowed considerable noise reduction to be achieved, which allows them to be used successfully in applications where silence is essential: theatres, TV, in commercial activities, conventions, museums, etc.



## Power supply separated from effects

In certain instances space requirements or venues with low ceilings mean that the projectors must occupy less space. Therefore Clay Paky can make, upon request, special versions of the CP Colors 150, 250 and 400, where the effects section is separate from the base of the projector, which contains the electronics and the power supply. The two sections are connected by a single cable. This allows very flexible installation of the base, hiding it, for example, under platforms or behind false ceilings.



# Technical features

Model	CP COLOR 150-E	CP COLOR 150	CP COLOR 250	CP COLOR 400
Code	C11185	C11180	C11190	C11193
Power supplies available	• 230V 50Hz • 240V 50Hz • 208 V 60Hz	• 230V 50Hz • 240V 50Hz • 208 V 60Hz	• 230V 50Hz • 240V 50Hz • 208 V 60Hz	• 230V 50Hz • 240V 50Hz • 208 V 60Hz
Input power	500VA at 230V 50Hz	500VA at 230V 50Hz	800VA at 230V 50Hz	1.900VA at 230V 50Hz
Lamp	Discharge lamp with built-in power supply unit.			
- Type	CDM-SA/T 150W/942	CDM-SA/T 150W/942	HSD 250 W	HSR 400 W or MSR 400 W
- Color temp. (K)	4,200	4,200	6,000	5,600
- Luminous flux (lm)	12,700	12,700	17,000	33,000 (HSR) ; 32,000 (MSR)
- Average life (h)	6,000	6,000	2,000	650
- Working position	Any			
Motors	8 stepper motors that run with microsteps, totally controlled by a microprocessor.			
Optical unit	Elliptic reflector with a high luminous efficiency.			
Colors	Color mixing with 3 colors (CMY)			
Dimmer	Mechanical dimmer			
Control channels	No. 4: channel 1 Cyan, channel 2 Magenta, channel 3 Yellow, channel 4 Dimmer			
Automatic functions	"Stand Alone"			
Inputs	• DMX 512 • RS232/423 (PMX)			
Protection rating	<b>IP65</b> • Totally protected against dust. • Protected against jets of water.	<b>IP20</b> Standard appliance	<b>IP20</b> Standard appliance	<b>IP20</b> Standard appliance
CE Marking	In conformity with the European Union Low Voltage Directive 73/23 and Electromagnetic Compatibility Directive 89/336.			
Safety Devices	Two fixing points for safety cable.	• Automatic disconnection of the power supply at the opening of the re-lamping cover. • Two fixing points for safety cable.	• Power supply automatically cut off in the event of overheating. • Automatic disconnection of the power supply at the opening of the re-lamping cover. • Two fixing points for safety cable.	• Power supply automatically cut off in the event of overheating. • Automatic disconnection of the power supply at the opening of the re-lamping cover. • Two fixing points for safety cable.
Cooling	By convection.	By convection.	By forced ventilation with an axial fan.	By forced ventilation with axial fans.
Body	• In die-cast aluminium and steel. • Epoxy powder painting. • Special anti-corrosion treatment.	• In die-cast aluminium and steel. • Epoxy powder painting.	• In die-cast aluminium and steel. • Epoxy powder painting.	• In die-cast aluminium and steel. • Epoxy powder painting.
Mounting	• In steel painted with epoxy powders. • Special anti-corrosion treatment. • Revolving at 100°.	• In steel painted with epoxy powders. • Revolving at 100°.	• In steel painted with epoxy powders. • Revolving at 100°.	• In steel painted with epoxy powders. • Revolving at 100°.
Working position	Functioning in any position.			
Weights	about 17 kg (37lbs 6oz)	about 17 kg (37lbs 6oz)	about 18 kg (39lbs 10oz)	about 22 kg (48lbs 6oz)
Dimensions	See drawing (mm/inches)			

## Product codes

CP COLOR 150-E	C11185
CP COLOR 150	C11180
CP COLOR 250	C11190
CP COLOR 400	C11193
CP COLOR 150 with separate head	C11182
CP COLOR 250 with separate head	C11192
CP COLOR 400 with separate head	C11195

## Accessories

C31160	Optional support for 205 mm Ø filter for CP Color 150-E
C31161	Optional support for 205 mm Ø filter for CP Color 150, 250, 400
C31162	Barndoors for CP Color 150, 250, 400
C31163	Quick mounting plate kit
C31164	Balancing plate
080380/001	Frost filter "90"
080380/002	Frost filter "400"
080381/001	Frost filter "C"
L10007	MSR 400 W Philips lamp for CP Color 400
L10047	HSR 400 W Osram lamp for CP Color 400
L10064	CDM SA/T 150 W Philips lamp for CP Color 150 and 150-E
L10065	HSD 250 W Osram lamp for CP Color 250
080383/001	Ovalising filter 205 mm Ø
080382/001	Diffusion filter 205 mm Ø

